

## MP2500S User Guide

### ◆ Product overview

MP2500S is a light weight universal rechargeable battery, you can enjoy hours of extended time on mobile phone, iPhone / iPad / iPod, Samsung Galaxy, PDA, PSP, GPS, blackberry and other portable consumer electronic products. With MP2500S, making it a versatile solution for the power needs of mobile products in any time anywhere.

### ◆ Specification

Weight: 81g

Dimension: 79mm(L)\*32mm(W)\*22.5mm(H)

Cell style: Li-polymer

Capacity: 2500mAh

USB OUT port's voltage/current: 5.2V/1A~1.8A( maximum)

Apple 30 pin Connector's voltage/current: 5.2V/1A;

Male Micro USB OUT Connector 's voltage/current: 5.2V/1A~1.8A (maximum);

Micro USB Charging in port's voltage/current: 5V/0.3~0.9A

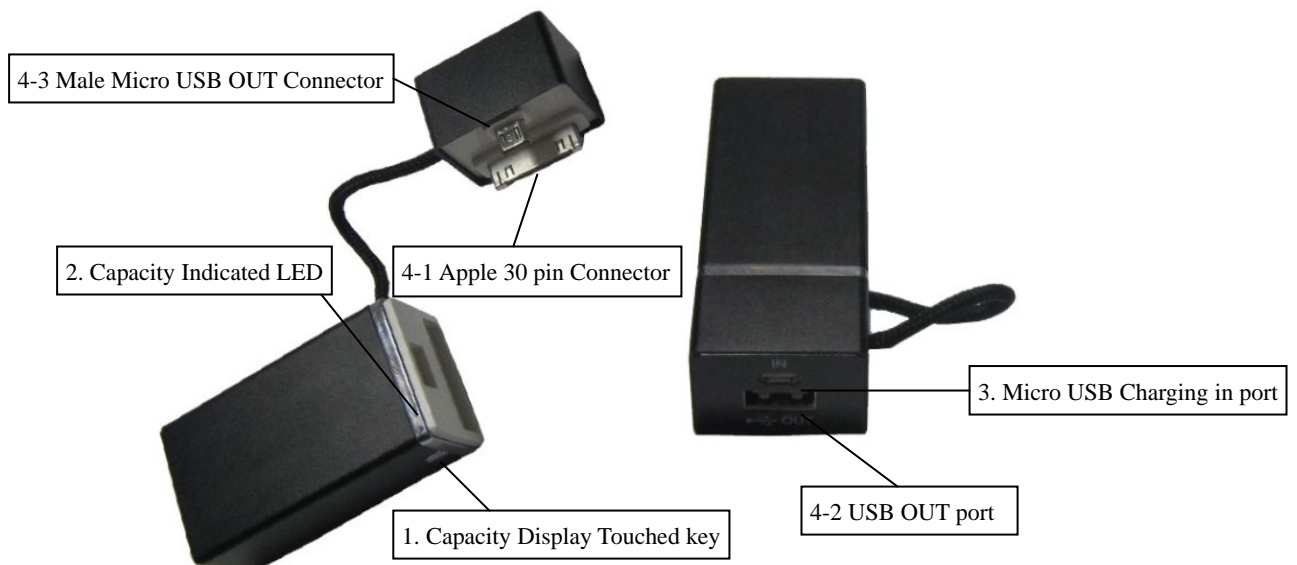
Charging time: 3h~ 6h

Battery power: 9.3Wh

### ◆ Standard package

1. MP2500S main body
2. USB to Micro USB output cable
3. Samsung Galaxy tip

### ◆ Illustration description



1. Capacity Display Touched key:

The Capacity Indicated LED will be display capacity state while contact the Capacity Display Touched Key by your finger.

2. Capacity Indicated LED: There are three different colors (blue & pink & orange) to indicate the capacity status.

Turn light	Capacity of charging	Capacity of discharging
Orange color	0%~30%	10%~ 0%
Pink color	30%~80%	70%~10%
Blue color	80% ~100%	100%~70%

3. Micro USB Charging in port:

Charge for MP2500S by attached cable plug in this Port; the charging voltage /current: 5V/0.3 ~0.9A.Smart charging input current varies from 0.3A to 0.9A . It will depend on the charger's output driving current capability to modify it . The charged timing will be shortened if charger's output current as larger as well .

4. Three Output Ports: The total output current of 3 output ports can't be over 1.8A while application which more than one output.

1) Apple 30 pin Connector:

The Apple 30 pin Connector can directly plug in iPad/iPhone/iPod without charging cable . It is setting fast charging for iPad / iPhone / iPod, the iPad 2 can be charged into 15% fully capacity or iPhone 4S can be charged into 70% fully capacity within 1hour;

2) USB OUT port:

The USB OUT port is setting fast charging for Samsung Galaxy ..Tablet PC , Motorola , Sony ,Nokia , HTC , Black Berry ..mobile phone by original charging cable or attached USB to Micro USB output cable ; it also can slow charging (500mA) for iPhone / iPod by Apple 30 pin charging cable . But iPad can't be charged by this port.

3) Male Micro USB OUT Connector:

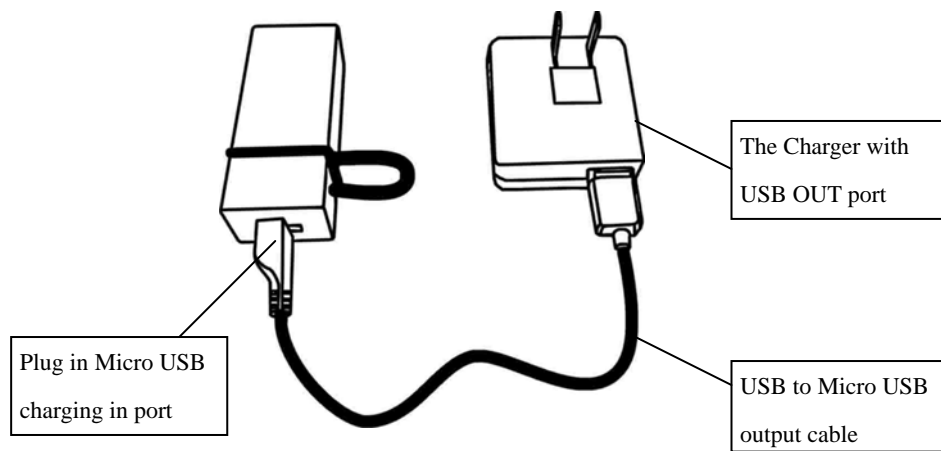
The Male Micro USB OUT Connector can conveniently plug in Kindle Fire , or Smart phone ( Motorola, Sony , Nokia, HTC, Black Berry.. mobile phone) directly for fast charging .

5. Each of the three output ports of MP2500S will auto turn ON while the Apple

30 pin Connector or Male Micro USB OUT Connector plug in loading device directly or the USB OUT port connected with loading device by the charging cable. Its power will turn OFF automatically after 30 sec while the Apple 30 pin Connector or Male Micro USB OUT Connector unplug from the loading device or the USB OUT port disconnected with loading device by unplug charging cable , which can save the power when it idle.

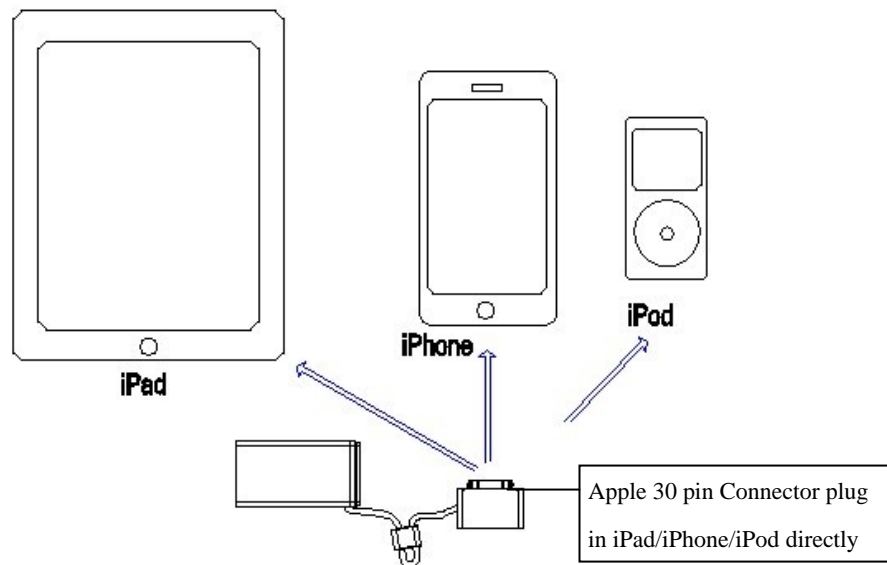
◆ **How to use:**

1. Charging for MP2500S:

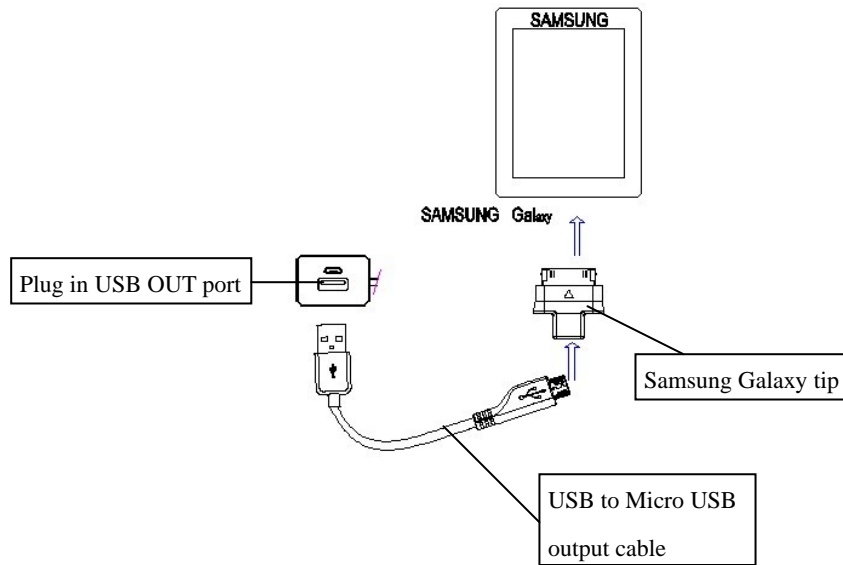


2. Charging for your device by MP2500S:

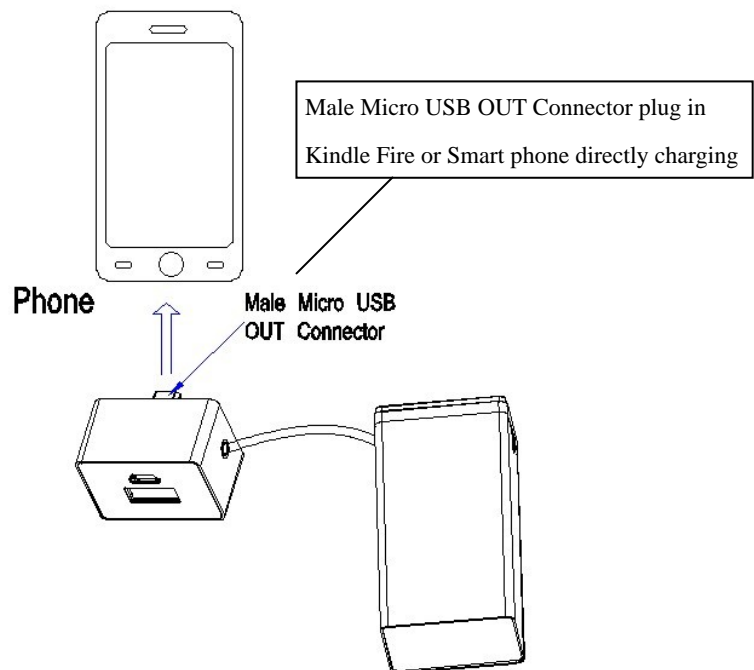
- a. Charging for iPad/iPhone/iPod by Apple 30 pin Connector



b. Charging for Samsung Galaxy...Tablet PC from USB OUT port by attached USB to Micro USB output cable & Samsung Galaxy tip



c. Charging for Kindle Fire ..Tablet PC or Smart phone (Motorola, Sony , Nokia, HTC, Black Berry ...mobile phone) by Male Micro USB OUT Connector:



## ◆ **Troubleshooting**

Please use the following steps if MP2500S can not charge for your device.

1. Verify that MP2500S has been completely charged.
2. Check that the USB charging cable is connected well with MP2500S main body, and check whether the tip is suitable for the power socket of your device, if not, please replace another tip.
3. Check your the digital device is installed the battery ( Some digital device can not work if not installed battery )
4. Check whether your digital device is designed with charging input voltage limited circuit, if so, MP2500S maybe can not charge and power for the device.

## ◆ **Warranty**

Your MP2500S is guaranteed against original defects in materials, manufacture and workmanship for one year from the date of purchase.